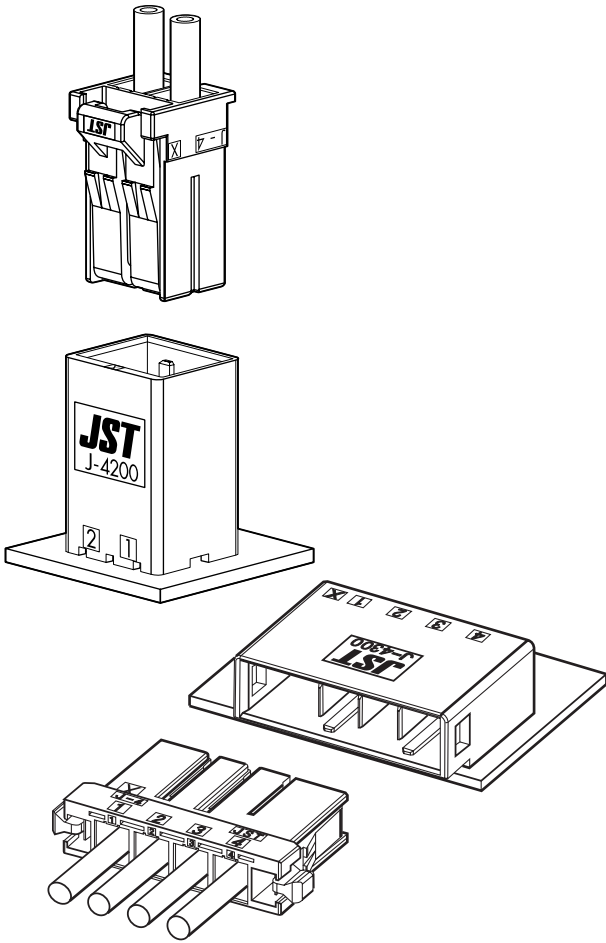




JFA CONNECTOR J4000 SERIES

6.0/6.35mm pitch/Disconnectable Crimp style connectors



Compact and high current capacity connector.
This connector realizes high-density mounting on PC board.

- High current capacity
- Housing lance
- Countermeasure for insertion of foreign substances (with protector)

Specifications

- Current rating: Refer to the following matrix table.
- Voltage rating: 600 V AC, DC
- Temperature range: -55°C to +105°C
 (including temperature rise in applying electrical current)
- Withstanding voltage: 2,200 VAC/minute
- Applicable wire: AWG #16 to #12 (1.25 to 3.5 mm²)
- Applicable PC board thickness: 1.6 to 2.4 mm

*Contact JST for details.

*Compliant with RoHS.

Current rating

Unit: A

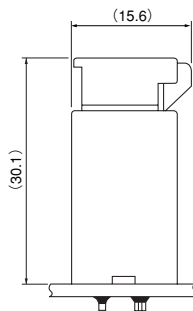
Circuits	Wire size (AWG)		
	#12	#14	#16
2	22.0	18.0	14.0
3	20.0	17.0	13.5
4	19.0	16.0	13.0
6	18.0	16.0	12.5

Standards

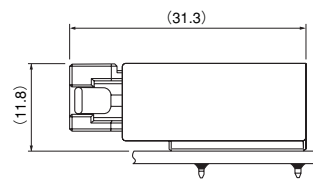
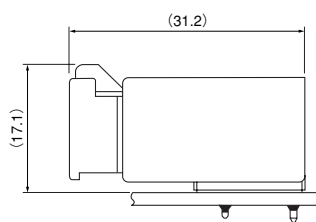
Recognized E60389

Assembly layout

J4200

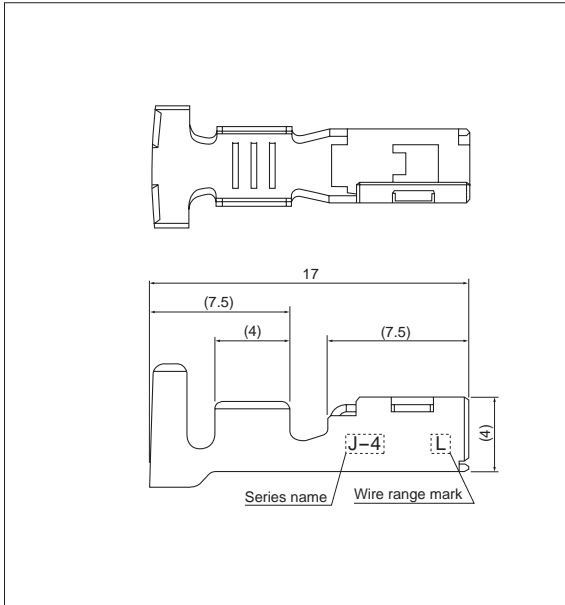


J4300



JFA CONNECTOR/J4000 SERIES

Receptacle contact



Model No.		Applicable wire			Insulation O.D. (mm)	Q'ty	
Strip contact	Loose piece contact	Nominal	mm ²	AWG#		reel	box (Loose piece)
SJ4F-71GF-M3.0	BJ4F-71GF-M3.0	M	1.25~2.0	16~14	2.0~3.8	1,400	350
SJ4F-81GF-M3.0	BJ4F-81GF-M3.0	L	2.0~3.5	14~12	2.9~4.2	1,400	350

Material and Finish

Copper alloy (superior conductivity), nickel-undercoated, selective gold-plated

RoHS compliance

Note: Finish(GF): Nickel-undercoated, 0.38 μm selective gold-plated

Crimping machine, Applicator

Strip contact Model No.	Crimping machine	Crimp applicator	Dies	Crimp applicator with dies
SJ4F-71GF-M3.0	AP-K2N	MKS-L-SIN3	MK/SJ4F-71-30	APLMK SJ4F71-30
SJ4F-81GF-M3.0			MK/SJ4F-81-30	APLMK SJ4F81-30

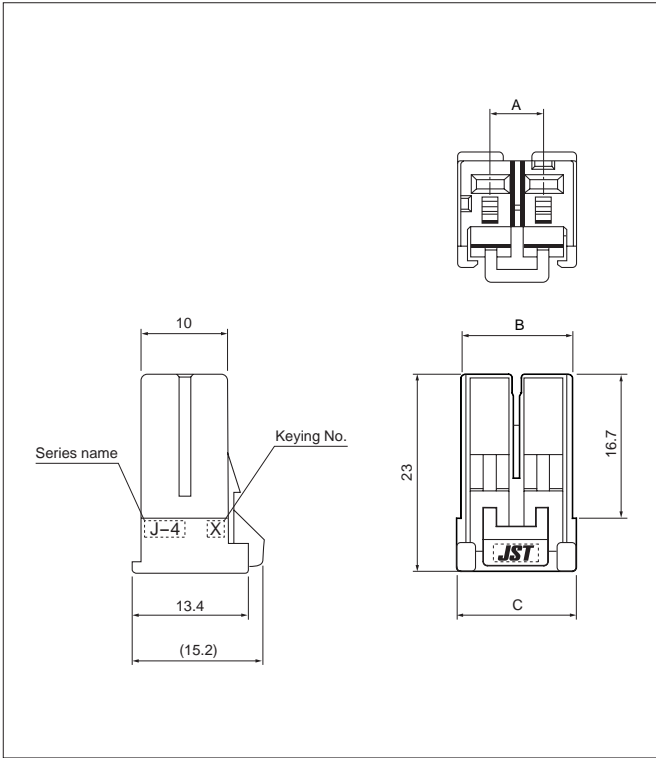
Loose piece	Hand crimp tools
BJ4F-71GF-M3.0	YRF-1130
BJ4F-81GF-M3.0	YRF-1370

Extraction tool for J4000 series : EJ-JFAJ4

Note: Contact JST for fully automatic crimping applicator.

J4000 SERIES/J4200S

Receptacle housing



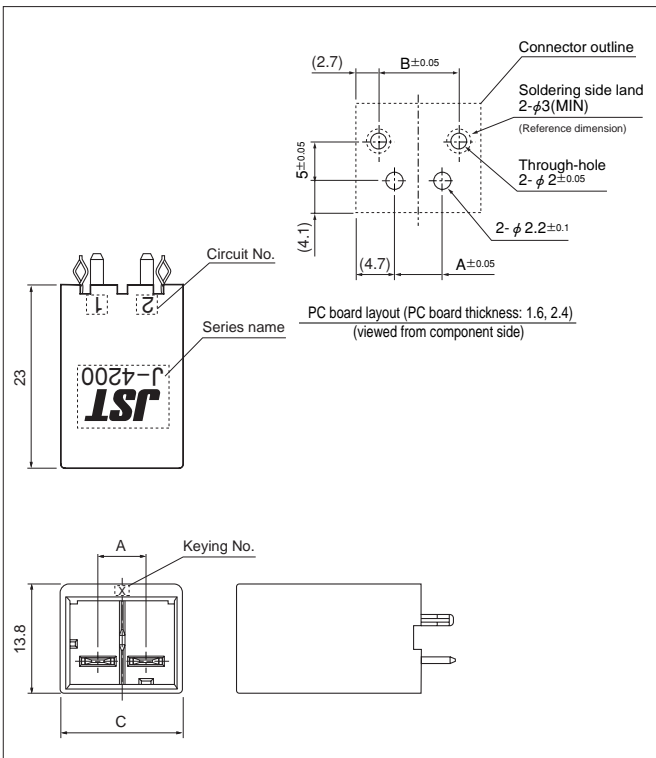
Circuits	Keying	Model No.	Dimensions (mm)			Q'ty/bag
			A	B	C	
2	X	J42FSC-02V-KX	6.0	12.8	13.6	200
	Y	J42FSC-02V-KY	6.0	12.8	13.6	200
3	X	J42FSC-03V-KX	12.0	18.8	19.6	130
	Y	J42FSC-03V-KY	12.0	18.8	19.6	130
6	X	J42FSC-06V-KX	30.0	36.8	37.6	70
	Y	J42FSC-06V-KY	30.0	36.8	37.6	70

Material

Glass-filled PBT, UL94V-0, black

RoHS compliance

Header (Top entry type)



Circuits	Keying	Model No.	Dimensions (mm)			Q'ty/box
			A	B	C	
2	X	BC02B-J42SK-GHXR	6.0	10.0	15.4	168
	Y	BC02B-J42SK-GHYR	6.0	10.0	15.4	168
3	X	BC03B-J42SK-GHXR	12.0	16.0	21.4	90
	Y	BC03B-J42SK-GHYR	12.0	16.0	21.4	90
6	X	BC06B-J42SK-GHXR	30.0	34.0	39.4	45
	Y	BC06B-J42SK-GHYR	30.0	34.0	39.4	45

Material and Finish

Tab contact: Copper alloy, nickel-undercoated, selective gold-plated

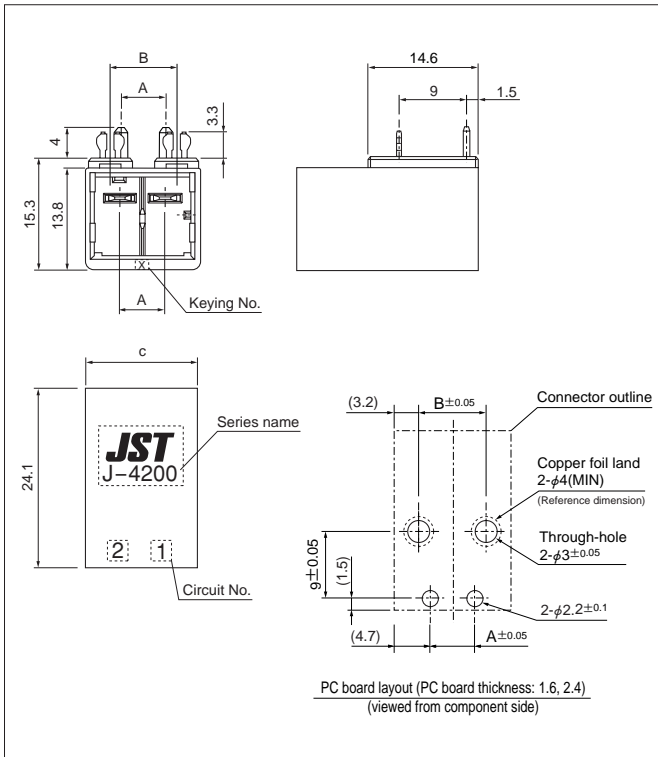
Housing: Glass-filled PBT, UL94V-0, black

Reinforcing metal fixture: Copper alloy, nickel-undercoated, selective gold-plated

RoHS compliance

J4000 SERIES/J4200S

Header (Side entry type)



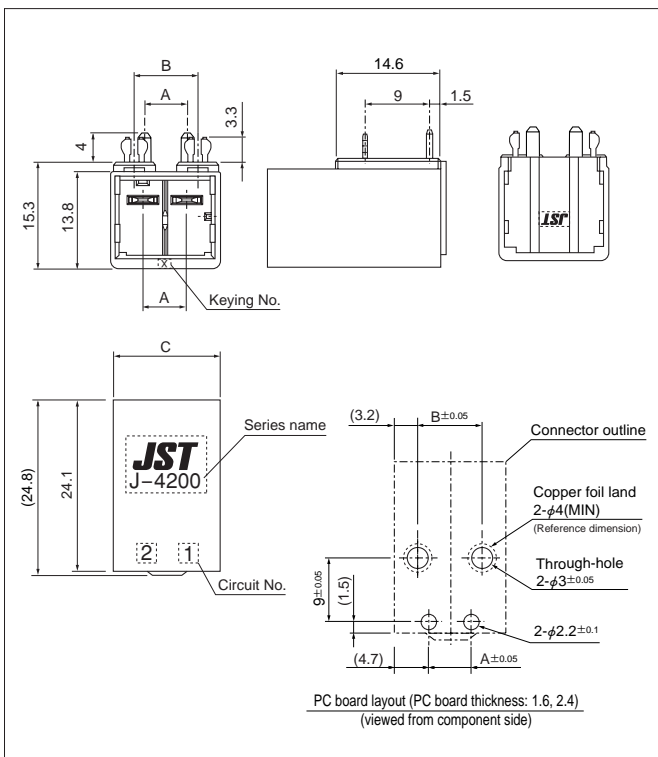
Circuits	Keying	Model No.	Dimensions (mm)			Q'ty/box
			A	B	C	
2	X	SC02B-J42SK-GHXR	6.0	9.0	15.4	120
	Y	SC02B-J42SK-GHYR	6.0	9.0	15.4	120

Material and Finish

Tab contact: Copper alloy, nickel-undercoated, selective gold-plated
Housing: Glass-filled PBT, UL94V-0, black
Reinforcing metal fixture: Copper alloy, nickel-undercoated, gold-plated

RoHS compliance

Header (Side entry type with protector)



Circuits	Keying	Model No.	Dimensions (mm)			Q'ty/box
			A	B	C	
2	X	SC02B-J42SK-GHXPR	6.0	9.0	15.4	120
	Y	SC02B-J42SK-GHYPR	6.0	9.0	15.4	120

Material and Finish

Tab contact: Copper alloy, nickel-undercoated, selective gold-plated
Housing: Glass-filled PBT, UL94V-0, black
Reinforcing metal fixture: Copper alloy, nickel-undercoated, gold-plated
Protector: Glass-filled PBT, UL94V-0, black

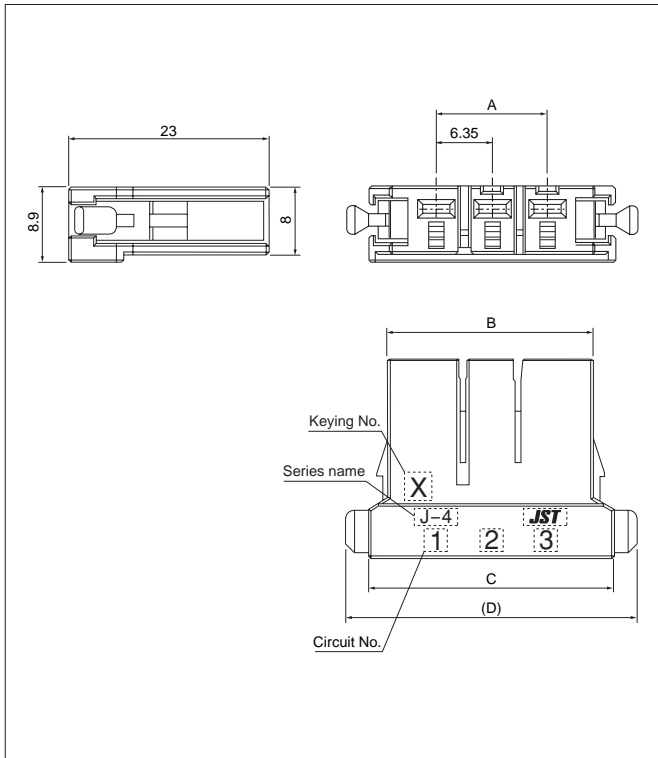
RoHS compliance

(Patent pending)

When applying a current to the connector, the protector prevents foreign substances being inserted into mating part from the back of the connector.

J4000 SERIES/J4300S

Receptacle housing



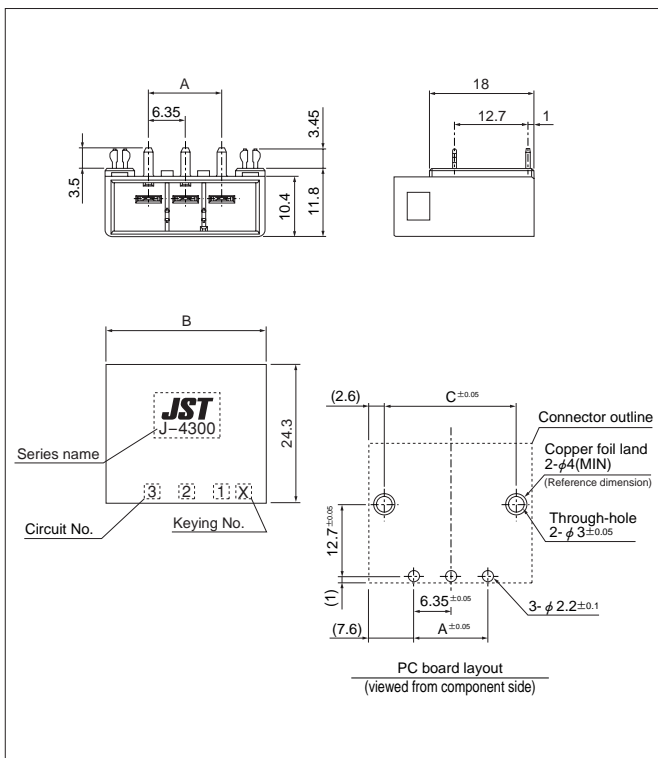
Circuits	Keying	Model No.	Dimensions (mm)				Q'ty/bag
			A	B	C	D	
3	X	J43FSS-03V-KX	12.7	23.8	28.5	33.7	200
	Y	J43FSS-03V-KY	12.7	23.8	28.5	33.7	200
4	X	J43FSS-04V-KX	19.05	30.15	34.85	40.05	200
	Y	J43FSS-04V-KY	19.05	30.15	34.85	40.05	200

Material

Glass-filled PBT, UL94V-0, black

RoHS compliance

Header (Top entry type)



Circuits	Keying	Model No.	Dimensions (mm)			Q'ty/box
			A	B	C	
3	X	S03B-J43SK-GHXR	12.7	27.9	22.7	64
	Y	S03B-J43SK-GHYR	12.7	27.9	22.7	64
4	X	S04B-J43SK-GHXR	19.05	34.25	29.05	48
	Y	S04B-J43SK-GHYR	19.05	34.25	29.05	48

Material and Finish

Tab contact: Copper alloy, nickel-undercoated, selective gold-plated

Housing: Glass-filled PBT, UL94V-0, black

Reinforcing metal fixture: Copper alloy, nickel-undercoated, selective gold-plated

RoHS compliance

JFA CONNECTOR/J4000 SERIES

Model number identification

Receptacle contact

S J4 F - 71 GF - M 3.0

Form: S...Strip form, B...Loose piece
Series name
Kind of terminal: F...Receptacle contact
Applicable wire: 71...AWG #16 ~ #14
81...AWG #14 ~ #12
Surface finish: GF...Nickel-undercoated, 0.38 μ m selective gold-plated
Material: M...Copper alloy
Terminal size

Receptacle housing

J42 F S C - 02 V - K X

Series name: J42...6.0 mm pitch
J43...6.35 mm pitch
Type of connector: F...Receptacle housing
Rows: S...Single-row
Configuration: C...Center locking
S...Side locking
No. of circuits: 2, 3, 4, 6
Flammability: V...UL94V-0
Color indication: K...Black
Keying: X...X-Keying, Y...Y-Keying

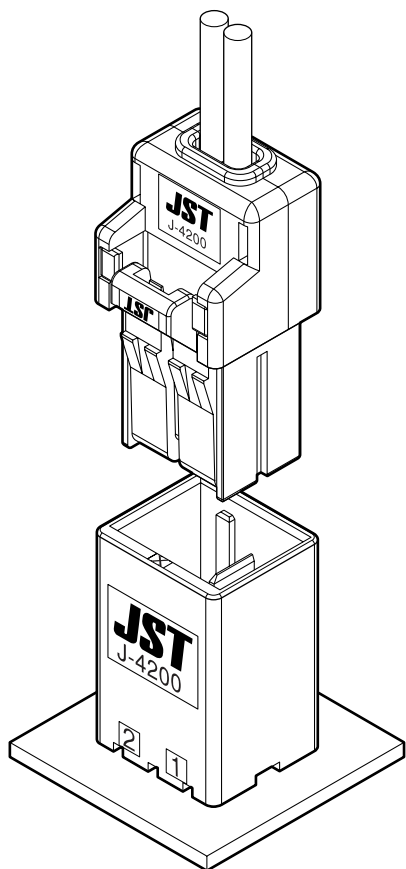
Header

SC 02 B - J42 S K - GH X P R

Form: BC...Top & center locking
SC...Side & center locking
S...Side locking
No. of circuits: 2, 3, 4, 6
Product name: Header
Series name: J42...6.0 mm pitch
J43...6.35 mm pitch
Rows: S...Single-row
Color indication: K...Black
Surface finish: GH...Nickel-undercoated, selective gold-plated
Keying: X...X-Keying, Y...Y-Keying
Special product: P...With protector, Blank...Standard product
Packaging form: R...Tray, M...Magazine stick



JFA CONNECTOR J4000 SERIES PROTECTOR

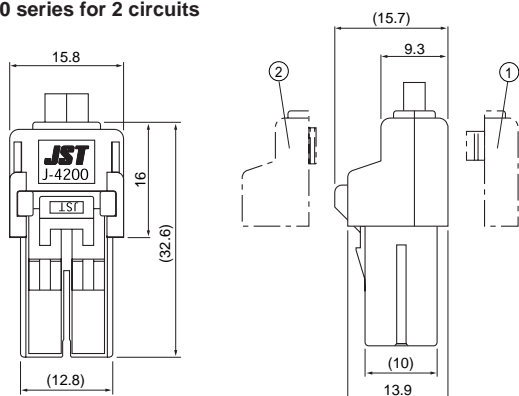


When applying a current to the connector, the protector prevents foreign substances being inserted into mating part from the wiring side. However it has no function of holding the wire securely.

Note: Protector is not approved by UL/CSA/TÜV standards.

J4000 Series

• J4200 series for 2 circuits



No.	Model No.	Color	Q'ty/box
1	J42PF-02SCA	Transparent	420
2	J42PF-02SCB	Transparent	252

Material

Polycarbonate

RoHS compliance